	Ref: Continuous
	Issue: 02
	Page 1 of 4
Approved by: A Crittenden	Approved by: T Johnston
Date: 8 <sup>th</sup> March 2014	Date: 8 <sup>th</sup> March 2014


## CONTINUOUS FIGHTING RULES

### A. OFFICIALS

1. The bout will be attended by 1 Referee and 2 or 3 side Judges.
2. If 2 side judges then the Centre Referee scores the bout also, if there is 3 judges the Centre Referee does not judge the fight

### B. FIGHTING RULES

1. Competitors must present themselves to the Referee / side Judge in order to have their safety equipment checked. Fighters must remove all jewellery.
2. After inspection, Competitors will take up their fighting positions and wait for the command "Fight"
3. 1 round of 1 ½ minutes , 2 minutes in the final, in the case of a draw 30 second extension, at that point the 3 judges stand facing the score board and give a blind show of hands, all must make a decision, there cannot be another draw.
4. Time can only be stopped by the Referee on the command, "Break".
5. The Referee will then issue the command "Fight" and the contestants may resume their match.
6. Should one or both of the competitors leave the fighting area, the Referee will announce "Break" and instruct both fighters to resume their fighting positions - then continue the match upon the instruction, "Fight".
7. Should the Referee see a competitor violating the rules, or intending to execute a prohibited action, he / she must stop the contest immediately and issue a Warning to the Competitor.
8. Competitors may have one Coach in their corner during the fight.
9. No coaching is permitted while the a fighter is injured and the coach must stay seated at all times, each coach has a red card and can use it to make an appeal, if they appeal is heard then they coach gets the card back, if not it is taken from them till the end of the fight, giving them no right to question any decisions.
10. A Competitor may request that the Referee stop the time in order to adjust his / her safety equipment. The Referee is under no obligation to do so should he / she feel that it will in any way disadvantage the other fighter.
11. Should a Competitor use "Time Outs" to catch his / her breath or get instruction from their coach, a warning will be given and they may have a point deducted or disqualified for "Match Delaying" or "Refusing to Fight".
12. The required equipment:
  - a. 10oz Boxing Gloves
  - b. Kick Boots (covering heel & toes)
  - c. Shin pads
  - d. Head Guard (covering top of the head)
  - e. Gum Shield
  - f. For male – Groin Guards
  - g. For female – Chest Guards (13+)
  - h. All equipment must be in good repair with no rips or buckles

	Ref: Continuous
	Issue: 02
	Page 2 of 4
Approved by: A Crittenden	Approved by: T Johnston
Date: 8 <sup>th</sup> March 2014	Date: 8 <sup>th</sup> March 2014

#### C. LEGAL TARGET AREAS

1. Head: Front, Back & Side
2. Torso: Front and Side
3. Legs: Below Mid - Calf (Foot Sweep Only).

#### D. LEGAL TECHNIQUES

1. Kicks: Front, Side, Back, Hook (Sole of Foot only), Crescent, Axe (Sole of Foot only), Roundhouse, and Jumps & Spins.
2. Hands: All Boxing Punches, Jumping Punches, and Ridge Hand. No reverse Ridge hand, Chops or spinning back fist).

#### E. ILLEGAL TARGET AREAS


1. Top of the Shoulders.
2. Any part of the Neck.
3. Throat.
4. Legs
5. Below the Belt (other than leg sweeps).

#### F. ILLEGAL TECHNIQUES

1. Avoiding or refusing to fight.
2. Executing techniques from the floor.
3. Turning face or back, running away, falling down, intentional clinching, blind techniques, wrestling and ducking below the opponent's waist.
4. Attacking an opponent who is falling to the floor, or is already on the floor - that is, as soon as one hand or knee touches the floor.
5. Leaving the fighting area without permission.
6. Continue fighting after the command "Stop" or "Break" has been issued.

#### G. AWARDING POINTS

1. A score occurs when a Clean, Legal technique strikes a legal target area.
2. The Officials must see the technique actually strike the target.
3. Should a Fighter execute a jumping technique, he / she must land in the fighting area in order to achieve a score. The Fighter should also be balanced when landing with no part of his body other than his feet touching the floor.
4. All Techniques are to be executed with controlled power. Any Technique simply brushing or touching or pushing an opponent will be disallowed.
5. Contact is to be well controlled and light.

	Ref: Continuous
	Issue: 02
	Page 3 of 4
Approved by: A Crittenden	Approved by: T Johnston
Date: 8 <sup>th</sup> March 2014	Date: 8 <sup>th</sup> March 2014

#### H. POINTS EVALUATION

- |                      |              |
|----------------------|--------------|
| 1. Hand Technique    | One point    |
| 2. Kick to Body      | Two points   |
| 3. Kick to Head      | Three points |
| 4. Sweep & follow up | One point    |

#### Note 1: Fouls:

1. First Warning
2. Second & Third Warning: minus 1 point (both times)
3. Fourth Warning: Disqualified

#### Note 2: Exit Warning:


1. First Warning
2. Second Warning
3. Third Warning: minus 1 point
4. Fourth Warning: minus 1 point
5. Fifth Warning Disqualified

#### I. SCORING SYSTEM (MULTIPLE ROUND RING SPORT ONLY)

1. Every Round is evaluated by each of the three Judges according to the 10 : 9 system.
  1. 10 : 10 Indicates that the fighters have equal points
  2. 10 : 9 Indicates that one Fighter is slightly better than the other.
  3. 10 : 8 Indicates the one opponent is clearly better than the other.

#### J. CRITERIA FOR MINUS POINTS

1. Unclean Fighting style
2. Constant Clinching
3. Constant ducking, or turning of the face and or back.
4. Too few foot techniques. 6 kicks per round.
5. Excessive contact.
6. Heavy knock down.
7. Any other violation of Rules.

	Ref: Continuous
	Issue: 02
	Page 4 of 4
Approved by: A Crittenden	Approved by: T Johnston
Date: 8 <sup>th</sup> March 2014	Date: 8 <sup>th</sup> March 2014

#### K. AWARDING THE FIGHT

1. Points: The winner of a Light Contact bout will be the Fighter to whom the majority of Judges have awarded most points. Or should both contestants be injured in the bout and cannot continue.
2. Disqualification: Winner by Disqualification of opponent.
3. Stoppage: Winner by Stopping the Fight: Should one fighter be totally superior to the other, should one fighter not be able to defend himself or continue to fight because of injury.... or....
4. Abandonment: In the event of a contestant voluntarily giving up due to an injury, or refusing to continue the fight after the 1 minute break. The Opponent will be declared Winner.
5. Default: When the Contestants are called to the Tatami and one does not appear - two minutes will be given for the missing fighter where after the gong will be sounded and the Fighter who is present will be declared Winner.
6. No K.O.'s are allowed.

#### L: REFEREE'S ATTIRE

1. Classified Referee's are to wear Black Printed WTKA Shirts
2. Assistant Referee's & Table Staff are to wear Plain White Shirts
3. All Officials are to wear Black Trousers and Black Shoes
4. All Officials are to wear Name Badge

#### M: REFEREE CLASSIFICATION

1. All Referee's must attend a WTKA Referee's course
2. ASSISTANT REFEREE LEVEL 1: Is awarded after refereeing at 2 WTKA Events
3. ASSISTANT REFEREE LEVEL 2: Is awarded after 1 year of Assisting at WTKA Events
4. ASSISTANT REFEREE LEVEL 3: Totally competent as an Assistant
5. C CLASS REFEREE: Centre Referee – Can Referee in the Centre of the Mat at Local and National Events and on smaller events controls all aspects of running the Area. At National Events may require some supervision when it comes to draw sheets, managing Assistant Referees etc.
6. B CLASS REFEREE: National Level Centre Referee & Area Manager – Can Centre Referee and run areas at all WTKA events both National & Regional including the Best of British. Also can assist on Referee's Courses and with ongoing Training for lower level referees.
7. A CLASS REFEREE: International Level – Can Centre Referee and run areas at the European Championships and can represent WTKA GB at the World Championships. Can run Referee's Courses.
8. Experienced Referees can be assessed straight to C Class rather than working through the Assistant Levels
9. Referee's must sign in with Chief Referee and can only be moved up with recommendation from a more Senior Referee and okayed by the Chief Referee and WTKA Directors.
10. TABLE STAFF: There a variety of levels of experience of Table Staff, from those who have completed the Table Staff course up to Area Managers who can assist Referee's with all aspects of running an area